



## About Us

China Electronics Technology Instruments CO., LTD (CETI) has been committed to providing customers with precise, high quality electronic measurement instruments and services over the last 50 years.

Now we have become one of the largest manufacturers of electronic test and measurement equipment in the world. We supply electronic measurement instruments with frequency up to 500 GHz, such as signal generators, signal analyzers, network analyzers, power meters and microwave components, which can be used for electronic test and measurement in aviation industry, material test and communications upgrading. We, as an important partner of electronic industry, network operators and public laboratory, provide comprehensive solutions on the basis of perfect products, including simulation and analysis of complex electromagnetic signal, construction and maintenance of optical fiber communications network, construction and maintenance of wireless communications network, and establishment of general laboratory.

**Ceyear**



## 4051A/B/C/D/E/F/G/H/L Signal/Spectrum Analyzer

3Hz~4GHz/9GHz/13.2GHz/18GHz/26.5GHz/40GHz/45GHz/50GHz/67GHz

- ☐ Wide frequency range
- ☐ Max. 550MHz analysis bandwidth
- ☐ Excellent measurement & receiving performance
- ☐ Comprehensive spectrum analysis capability
- ☐ Abundant measurement application functions
- ☐ Powerful RF signal streaming and playback analysis function
- ☐ Flexible analog signal output interface
- ☐ Easy & convenient operation

### CHINA ELECTRONICS TECHNOLOGY INSTRUMENTS CO., LTD

Address: No.98 Xiangjiang Rd, Huangdao District, Qingdao City, China

Post Code: 266555

Tel: (+86 532) 86896691

Web site: www.ceyear.com

E-mail: sales@ceyear.com

# 4051A/B/C/D/E/F/G/H/L Signal/Spectrum Analyzer

3Hz~4GHz/9GHz/13.2GHz/18GHz/26.5GHz/40GHz/45GHz/50GHz/67GHz



## Product Overview

4051 series signal/spectrum analyzer, as high-performance flagship product, has excellent performance in dynamic range, phase noise, amplitude accuracy, and measurement speed. 4051 series has various measurement functions including: high-sensitivity spectrum Analyzer, standard power measurement components, IQ Analyzer, Vector Signal Analyzer, Real-Time Spectrum Analyzer, Transient Analyzer, Pulse Signal Analyzer, Audio Analyzer, Analog Demodulation measurement, and Phase Noise measurement, Noise Figure, etc., which can provide you reliable high-performance measurement service. 4051 series has good extension capacity. Its performance can be further improved by flexible configuration of different options. Through various digital and analog signal output interfaces, the spectrum analyzer can be taken to establish measurement systems or get secondary development. It can be widely used for signal and equipment measurement in field of aviation, aerospace, radar detection, communication, electronic countermeasures, and navigation etc.

## Main Characteristics

- Wide frequency range
- Max. 550MHz analysis bandwidth
- Excellent measurement & receiving performance
- Comprehensive spectrum analysis capability
- Abundant measurement application functions
- Powerful RF signal streaming and playback analysis function
- Flexible analog signal output interface
- Easy & convenient operation

### Wide frequency range

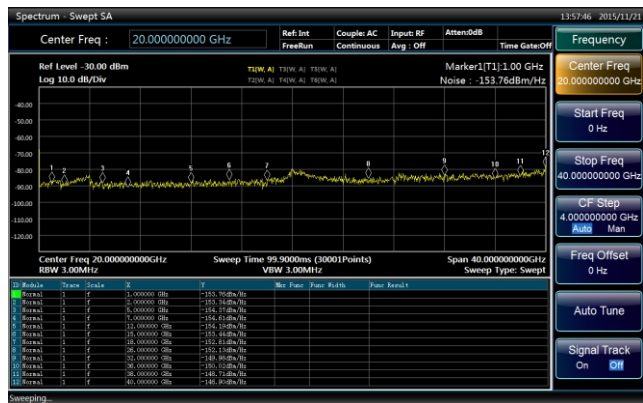
- 9 optional frequency band configuration, 3Hz ~ 4/9/13.2/18/26.5/40/45/50/67GHz
- The frequency can be extended up to 500GHz (with external frequency extension option)

### Maximum 550MHz analysis bandwidth

- Provide 4 analysis bandwidth configuration: 10MHz (standard), 40MHz, 200MHz, 550MHz etc
- The bandwidth can be flexibly selected: from 10Hz to 550MHz, more than 40 levels
- 4GB storage depth, according to the selected bandwidth, the seamless capture time differs from 1.25s to several hours

### Excellent measurement & receiving performance

- Wideband preamplifiers (up to 50 GHz) can be configured for the host frequency band
- 1GHz measurement DANL is -156dBm/Hz; with preamplifier on, the typical value is -167dBm/Hz
- 50GHz measurement DANL is -141dBm/Hz; configured with preamplifier, the typical value is -150dBm/Hz
- 67GHz measurement DANL is -135dBm/Hz
- Full digital IF design, excellent scale fidelity and IF error



### Comprehensive spectrum analysis capability

- Support frequency sweep and FFT sweep
- Zero frequency band fast sweep, the fastest sweep time is 1μs
- Accurate frequency counting, counting resolution can be 0.001Hz
- Sweep point number can be arbitrarily selected among 101~30001

# 4051A/B/C/D/E/F/G/H/L Signal/Spectrum Analyzer

3Hz~4GHz/9GHz/13.2GHz/18GHz/26.5GHz/40GHz/45GHz/50GHz/67GHz

- Can be configured with 6 traces, have abundant marker operation functions
- 6 trace detector modes, 3 average types
- Time gate measurement support
- Occupied bandwidth, channel power, adjacent channel power measurement functions
- Measurement functions of power statistics, burst power, harmonic distortion, TOI, spurious emission etc

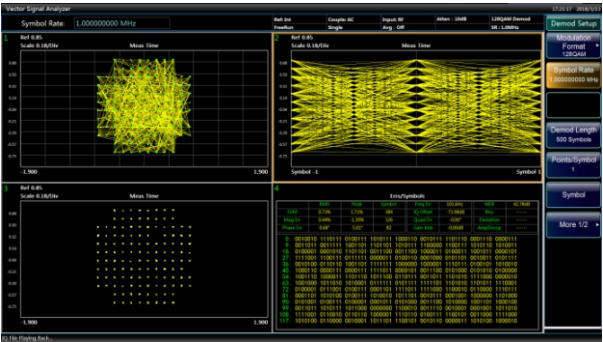


### Abundant measurement application functions

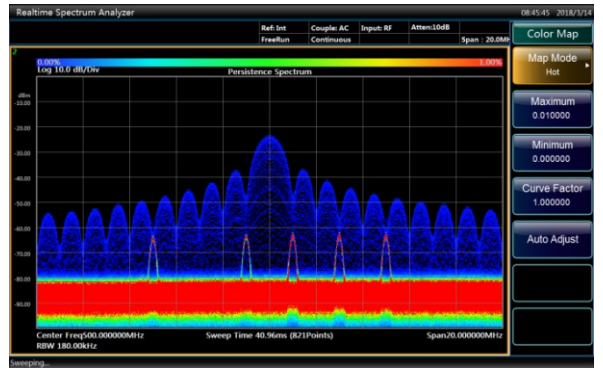
- Transient analysis and signal playback analysis
- Frequency-domain and time-domain correlation measurement is helpful for understanding and deeply analyzing transient signal events
- Waterfall diagram display, analyzing the macroscopic law of analysis signal spectrum changing over time
- Simultaneously analyze the changes of analysis signal frequency, amplitude, and phase over time, to assist the measurement in the process of power control and frequency locking
- Support 500M samples (64bits accuracy) seamless capture data storage
- Support multiple storage formats of signal files: CSV, DAT, etc.
- Support the playback analysis of signal files



- Vector Signal Analysis function
- With comprehensive time domain, frequency domain, modulation domain signal analysis and viewing function, it supports more than 20 modulation system demodulation analysis.



- Real-time Spectrum Analysis function



4051 can achieve seamless Real-time Spectrum Analysis, and frequency template trigger function, which can be used to trigger, capture, and analyze complex signals.

- Max. real-time analysis bandwidth: 40MHz,200MHz(optional), frequency up to 67GHz
- Digital phosphor spectrum, seamless waterfall, instantaneous spectrum, power vs. time, frequency vs. time and other charts
- 100% POI, Min. duration of the signal: 4.3 μs

- Pulse Signal Analysis function





4051A/B/C/D/E/F/G/H/L Signal/Spectrum Analyzer

3Hz~4GHz/9GHz/13.2GHz/18GHz/26.5GHz/40GHz/45GHz/50GHz/67GHz

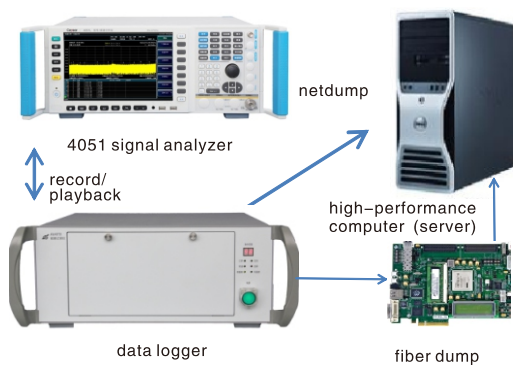
- Pulse signal spectrum and time domain characteristic measurement supports more than 20 kinds of pulse parameters measurement (including time, amplitude, frequency and phase)
- Can perform detailed analysis of amplitude, intrapulse frequency/phase characteristics, and spectral characteristics of arbitrary pulse
- Pulse trend statistics for arbitrary pulse parameters
- Phase Noise measurement / Audio Analysis /—Analog Demodulation Analysis function



- The Phase Noise measurement relies on the excellent phase noise of the signal analyzer and provides one-button automatic measurement to meet the daily signal source phase noise measurement applications
- Independently optimized audio measurement channel for low frequency signal parameter measurement and analysis
- Analog Demodulation Analyzer is used to simulate terminal, radio, and general analog modulation source measurement. Demodulate the AM/FM/ΦM signal and measure parameters such as modulation index, modulation distortion, residual FM, and FM linearity and so on

Powerful RF signal streaming and playback analysis function


- Bandwidth of broadband real-time signal recording up to 200MHz
- Data Recorder, both SSD and HDD can be selected



RF signal streaming and playback analysis function

Flexible analog output interfaces

- 275MHz~475MHz high intermediate frequency output, 1 Hz frequency steps.
- 10MHz~160MHz IF output, 1Hz frequency steps, 4-gear automatic gain control level
- Digital reconstruction signal output, provide IF, AM/FM demodulation and IQ demodulation signal output



1. Input interface of power supply
2. Power switch
3. ground terminal
- 4.40/200MHz bandwidth digital interface
5. monitor
- 6.USB interface
- 7.LAN interface
8. positioning antenna input
9. rear panel RF in
10. rear panel BNC in/out
- 11.GPIB interface
- 12.IF OUT 1
13. IF OUT 2
- 14.broadband reconstruction IF/video signal output
15. reconstructing IF/video signal output

4051A/B/C/D/E/F/G/H/L Signal/Spectrum Analyzer

3Hz~4GHz/9GHz/13.2GHz/18GHz/26.5GHz/40GHz/45GHz/50GHz/67GHz

Easy & convenient operation

- Humanized automatic tuning and automatic scale
- One-button measurement
- 10.1 inch LCD with 1280\*800 resolution, to display the measurement results more clearly
- Support multiple auxiliary interfaces of USB, LAN, GPIB, monitor etc. for user's convenience

Typical Applications

- Comprehensive performance assessment of electronic system  
As a multifunctional signal/spectrum analyzer, 4051 can be widely used for the comprehensive performance assessment of electronic systems in fields of radar and communication etc., which provides high-sensitivity, large dynamic range, high-precision, and high-efficiency solutions.

- Measurement and diagnosis of transmitter and receiver  
With the functions of spectrum analysis, one-button measurement, instantaneous analysis, Analog Demodulation Analyzer, Pulse Signal Analyzer, Phase Noise Measurement, and etc., 4051 can provide comprehensive diagnosis service for transmitter and receiver measurement.
- Can be directly used for the integration of ATE, and provide signal output, data output and result analysis for the system
- The application of electromagnetic signal RF streaming: it can be applied to signal data recording space, electromagnetic spectrum environment acquisition and recording in the process of large-scale weapon and equipment measurement

Technical Specifications

	Model	DC coupled	AC coupled
Frequency Range	4051A	3Hz ~ 4GHz	10MHz ~ 4GHz
	4051B	3Hz ~ 9GHz	10MHz ~ 9GHz
	4051C	3Hz ~ 13.2GHz	10MHz ~ 13.2GHz
	4051D	3Hz ~ 18GHz	10MHz ~ 18GHz
	4051E	3Hz ~ 26.5GHz	10MHz ~ 26.5GHz
	4051F	3Hz ~ 40GHz	10MHz ~ 40GHz
	4051G	3Hz ~ 45GHz	10MHz ~ 45GHz
	4051H	3Hz ~ 50GHz	10MHz ~ 50GHz
	4051L	3Hz ~ 67GHz	
10MHz Precise frequency reference	Frequency accuracy: $\pm$ (last calibration date $\times$ aging rate + temperature stability + calibration accuracy) Aging rate: $\pm 1 \times 10^{-7}$ /year Temperature stability: $\pm 1.5 \times 10^{-8}$ (20°C~30°C) $\pm 5 \times 10^{-8}$ (0°C~ 55°C) ( $\pm 1.5 \times 10^{-8}$ ) Calibration accuracy: $\pm 4 \times 10^{-8}$		
Frequency readout accuracy	$\pm$ (frequency readout $\times$ frequency reference accuracy + 0.1% frequency band + 5% resolution bandwidth + 2Hz + 0.5 horizontal resolution*) *: horizontal resolution = span/ (sweep points number – 1)		
Frequency counting accuracy	$\pm$ (frequency readout $\times$ frequency reference accuracy + 0.1Hz )		
Span	Range:0Hz (zero span), 10Hz ~ the highest frequency of the model Accuracy: $\pm$ (0.1% $\times$ span + span/ (sweep points number–1))		
Sweep time range	span $\geq$ 10Hz: 1ms ~ 6000s span=0Hz: 1us ~ 6000s		
Resolution bandwidth	Range: 1Hz ~ 3MHz (1, 2, 3, 5 steps) 4, 5, 6, 8, 10, 20MHz Conversion uncertainty: $\pm 0.3$ dB 1Hz~10MHz $\pm 1.0$ dB 20MHz		

4051A/B/C/D/E/F/G/H/L Signal/Spectrum Analyzer

3Hz~4GHz/9GHz/13.2GHz/18GHz/26.5GHz/40GHz/45GHz/50GHz/67GHz

Video bandwidth	1Hz~3MHz (1, 2, 3, 5 steps) 4, 5, 6, 8, 10, 20MHz (rated value)		
Signal analyzing bandwidth	10Hz ~ 10MHz (standard), 40MHz (option), 200MHz (option), 550MHz(option)		
Memory	4GB		
Trigger mode	Free, Line, video, external level (front panel), external level (back panel), burst RF, timer		
Trace detector	Normal, positive peak, negative peak, sample,video average ,power average, voltage average		
SSB phase noise ( 1GHz carrier, 20℃ ~ 30℃)	Frequency offset	Feature	Typical
	100Hz	–96dBc/Hz	–105dBc/Hz
	1kHz	–115dBc/Hz	–118dBc/Hz
	10kHz	–125dBc/Hz	–129dBc/Hz
	100kHz	–125dBc/Hz	–129dBc/Hz
Residual FM (central frequency 1 GHz, resolution bandwidth 10Hz, video bandwidth 10Hz)	≤(0.25 Hz x N) p–p, the rated value within 20 ms N is the number of frequency multiple times of LO		
Displayed average noise level (the input end is connected to match load, sample or average wave detection, the average type is logarithm, 0dB input attenuation, RF gain takes the DANL as the priority, 20℃ ~ 30℃)	4051A/B/C/D/E/F/G/H		
	Frequency range	Feature	Typical
	10MHz ~ 1GHz	–153dBm/Hz	–156dBm/Hz
	1GHz ~ 2GHz	–151dBm/Hz	–154dBm/Hz
	2GHz ~ 3GHz	–150dBm/Hz	–153dBm/Hz
	3GHz ~ 3.6GHz	–148dBm/Hz	–151dBm/Hz
	3.6GHz ~ 4GHz	–145dBm/Hz	–148dBm/Hz
	4GHz ~ 5GHz	–148dBm/Hz	–152dBm/Hz
	5GHz ~ 9GHz	–150dBm/Hz	–152dBm/Hz
	9GHz ~ 18GHz	–148dBm/Hz	–151dBm/Hz
	18GHz ~ 26.5GHz	–143dBm/Hz	–146dBm/Hz
	26.5GHz ~ 40GHz	–138dBm/Hz	–144dBm/Hz
	40GHz ~ 50GHz	–133dBm/Hz	–141dBm/Hz
	4051L		
	Frequency range	Feature	Typical
	10MHz ~ 1GHz	–153dBm/Hz	–155dBm/Hz
	1GHz ~ 2GHz	–151dBm/Hz	–153dBm/Hz
	2GHz ~ 3GHz	–148dBm/Hz	–150dBm/Hz
	3GHz ~ 3.6GHz	–147dBm/Hz	–148dBm/Hz
	3.6GHz ~ 4GHz	–143dBm/Hz	–145dBm/Hz
	4GHz ~ 5GHz	–144dBm/Hz	–147dBm/Hz
	5GHz ~ 9GHz	–145dBm/Hz	–147dBm/Hz
	9GHz ~ 18GHz	–145dBm/Hz	–148dBm/Hz
	18GHz ~ 26.5GHz	–141dBm/Hz	–143dBm/Hz
	26.5GHz ~ 40GHz	–135dBm/Hz	–138dBm/Hz
	40GHz ~ 50GHz	–131dBm/Hz	–135dBm/Hz
	50GHz ~ 67GHz	–131dBm/Hz	–135dBm/Hz
	4051A/B/C/D/E/F/G/H		
	Frequency range	With preamplifier (on)	With preamplifier (on,typical)
	10MHz ~ 1GHz	–162dBm/Hz	–164dBm/Hz
	1GHz ~ 2GHz	–162dBm/Hz	–165dBm/Hz
	2GHz ~ 3GHz	–160dBm/Hz	–164dBm/Hz
	3GHz ~ 3.6GHz	–156dBm/Hz	–163dBm/Hz
	3.6GHz ~ 4GHz	–155dBm/Hz	–162dBm/Hz
	4GHz ~ 5GHz	–155dBm/Hz	–164dBm/Hz
	5GHz ~ 9GHz	–155dBm/Hz	–164dBm/Hz

4051A/B/C/D/E/F/G/H/L Signal/Spectrum Analyzer

3Hz~4GHz/9GHz/13.2GHz/18GHz/26.5GHz/40GHz/45GHz/50GHz/67GHz

	9GHz ~ 18GHz	–154dBm/Hz	–160dBm/Hz
	18GHz ~ 26.5GHz	–154dBm/Hz	–157dBm/Hz
	26.5GHz ~ 40GHz	–150dBm/Hz	–152dBm/Hz
	40GHz ~ 50GHz	–145dBm/Hz	–150dBm/Hz
1dB gain compression (mixer level, dual–tone test, resolution bandwidth is 5kHz, 3MHz frequency interval, 20℃ ~ 30℃)	Frequency range	Feature	
	20MHz ~ 40MHz	–3dB	
	40MHz ~ 200MHz	+1dB	
	200MHz ~ 4GHz	+3dB	
	4GHz ~ 9GHz	–1dB	
	9GHz ~ 50GHz	+1dB	
	50GHz ~ 67GHz	–1dB	
TOI distortion (input mixer 2 – 10dBm signal test, frequency interval is 50kHz, 20℃ ~ 30℃ )	Frequency range	Feature	Typical
	10MHz ~ 200MHz	+13dBm	+15dBm
	200MHz ~ 4GHz	+13dBm	+16dBm
	4GHz ~ 9GHz	+11dBm	+15dBm
	9GHz ~ 18GHz	+13dBm	+15dBm
	18GHz ~ 50GHz	+13dBm	+17dBm
	50GHz ~ 67GHz	+9dBm	+11dBm
Residual response (the input end is connected to match load, 0dB attenuation)	–100dBm 200kHz~9GHz –100dBm (rated value) other frequency		
Dimensions	W × H × D= 510mm × 190mm × 534mm (including handle, foot–pad, bottom feet) W × H × D= 426mm × 177mm × 460mm (excluding handle, foot–pad, bottom feet)		
Weight	About 25kg (different configuration cause different weight)		
Power supply	Standard: AC 220~240V; 50~60Hz 4051–H98; AC 100~240V; 50~60Hz		
Power consumption	Standby: less than 20W; operating: less than 400W		
Temperature range	Operating temperature: 0℃~ +50℃; storage temperature: –40℃ ~ +70℃		
Input connector	4051A/B/C/D: type N (female), impedance: 50 Ω 4051E: 3.5mm (male), impedance: 50 Ω 4051F/4051G/4051H: 2.4mm (male), impedance: 50 Ω 4051L: 1.85mm (male), impedance: 50 Ω		

Notes:

1. Rated values refer to the estimated performance, or the performance which is useful for the product beyond the warrant range.

2. Typical value refers to other performance information beyond the product guarantee range; when the performance is over the technical index, 80% of the samples will present 95% confidence within 20℃ ~30℃ temperature range; typical performance excludes test uncertainty

4051A/B/C/D/E/F/G/H/L Signal/Spectrum Analyzer

3Hz~4GHz/9GHz/13.2GHz/18GHz/26.5GHz/40GHz/45GHz/50GHz/67GHz

Ordering Information

Main unit

4051A	signal/spectrum analyzer	3Hz~4GHz	4051F	signal/spectrum analyzer	3Hz~40GHz
4051B	signal/spectrum analyzer	3Hz~9GHz	4051G	signal/spectrum analyzer	3Hz~45GHz
4051C	signal/spectrum analyzer	3Hz~13.2GHz	4051H	signal/spectrum analyzer	3Hz~50GHz
4051D	signal/spectrum analyzer	3Hz~18GHz	4051L	signal/spectrum analyzer	3Hz~67GHz
4051E	signal/spectrum analyzer	3Hz~26.5GHz			

Standard accessories

No.	Description	Remarks
1	Power cord	Standard 3-core power cord
2	USB mouse	–
3	User manual	–
4	Programming manual	–

Options

No.	Description	Functions
4051-H01	Back RF input	To post position the RF signal input interface
4051-H02	High IF output	Output secondary IF signal,output frequency range is 275MHz~475MHz, steps resolution is 1Hz
4051-H03	IF output	Output third IF signal, output frequency range is 10MHz ~ 160MHz, steps resolution is 1Hz
4051-H04A	Reconstruct IF/Video Signal Output	To realize IF, AM/FM or I/Q signal output in form of digital reconstruction, the bandwidth upper limit is 40MHz. (Notes: H04A and H04B can be selected at the same time)
4051-H04B	Wide band Reconstruct IF/Video Signal Output	To realize IF, AM/FM or I/Q signal output in form of digital reconstruction, bandwidth range is 50MHz~100MHz.(Notes: H04B can only be selected when option H38B with 200MHz broadband is selected; H04A and H04B can be selected together)
4051-H08	Wide Log Detect Output	To output the logarithm wave-detection signal which can reflect the input signal level characteristics
4051-H12A	40MHz bandwidth digital interface	To output real-time broadband collecting data through optical fiber, support max. 400MHz bandwidth signal data output. (Notes: H12A cannot be selected when H38B has been selected; once this option is selected, H12B and H39 cannot be selected)

4051A/B/C/D/E/F/G/H/L Signal/Spectrum Analyzer

3Hz~4GHz/9GHz/13.2GHz/18GHz/26.5GHz/40GHz/45GHz/50GHz/67GHz

4051-H12B	200MHz bandwidth digital interface	To output real-time broadband collecting data through optical fiber, support max. 200MHz bandwidth signal data output. (Notes: H12B can only be selected when option H38B with 200MHz broadband is selected; once this option is selected, H12B and H39 cannot be selected)
4051-H15	+24V DC power supply	+24V DC power supply
4051-H22A	4711 Data Recorder	Configured with SSD Data Recorder (have same interface characteristics) to realize real-time large-capacity recording of signal data. (Notes: A22A can only be selected together with H12A or H12B. For the recorder capacity selection, please refer to 4711 recorder data sheet)
4051-H22B	4712 Data Recorder	Configured with HDD data recorder (have same interface characteristics) to realize real-time large-capacity recording of signal data. (Notes: A22B can only be selected together with H12A or H12B. For the recorder capacity selection, please refer to 4712recorder data sheet)
4051-H33	Electronic Attenuator	Frequency range: 3Hz~4GHz, attenuation range: 30dB, 1dB steps
4051-H34-04 4051-H34-09 4051-H34-13 4051-H34-18 4051-H34-26 4051-H34-40 4051-H34-45 4051-H34-50	Low-noise Preamplifier	Can select low-waveband preamplifier or full-waveband preamplifier. When you select full-waveband preamplifier, we provide above 4 GHz frequency band noise optimization path. (Notes: the No. of low-waveband preamplifier is H34-04. The full-waveband preamplifier should be selected according to the frequency upper limit of the main unit. For example, the max. frequency of 4051E is 26.5GHz, then the full-waveband preamplifier H34-26 should be selected)
4051-H36	Preselector Bypass	The tracking pre-selector in the bypass receiving channel.(Notes:option H36 is needed together with H38A or H38B to provide the best wideband signal receiving characteristics)
4051-H38A	40MHz Analysis Bandwidth	Support 10Hz~40MHz analysis bandwidth. (Notes: option H38B and option H36 should be selected together to provide the best wideband signal receiving characteristics, H38B and H38A are no need to be selected at the same time)
4051-H38B	200MHz Analysis Bandwidth	Support 10Hz~200MHz analysis bandwidth. (Notes: option H38B and option H36 should be selected together to provide the best wideband signal receiving characteristics)
4051-H38C	550MHz Analysis Bandwidth	Support 10Hz~550MHz analysis bandwidth. (Notes: option H38C and option H36 should be selected together to provide the best wideband signal receiving characteristics, H38B and H38C are no need to be selected at the same time)



4051A/B/C/D/E/F/G/H/L Signal/Spectrum Analyzer

3Hz~4GHz/9GHz/13.2GHz/18GHz/26.5GHz/40GHz/45GHz/50GHz/67GHz

4051-H39	Audio Analyzer	Realize audio frequency signal parameter measurement, distortion measurement and waveform analysis (Notes: option H12A and H12B cannot be selected when selecting this option)
4051-H40	External Mixer	To extend the frequency range using external frequency mixing method. This option provides LO output and IF input, as well as signal recognition ability (Notes: this option can be selected when the main unit is not 4051A; the extended frequency range depends on the selected extension module, the frequency extension module needs to buy additionally)
4051-H41	Real-time Spectrum Analyzer	This option provides digital phosphor spectrum and seamless waterfall, including frequency template trigger, which can support real-time spectrum analysis of 200MHz bandwidth. ( Notes: Max. real-time analysis bandwidth depends on 4051-H38A, 4051-H38B options. )
4051-H48	Noise Figure	Noise source drive and noise figure measurement function (4051L exception) ( Notes: H34 low-noise preamplifier option and corresponding 1660X noise source sensor needed )
4051-S04	Phase Noise Measurement	SSB phase noise curves and single-point phase noise measurement
4051-S09	Analog Demodulation Analyzer	modulation characteristics and distortion characteristics analysis of AM, FM, PM signals
4051-S10	Transient Analyzer	To realize the measurement & analysis of transient parameters, spectrum, and time-varying characteristics of signals, support playback of the recorded data
4051-S12	Vector Signal Analyzer	This option provides flexible demodulation functions of multiple single-carrier digital modulation signals. It can provide vector charts, constellation diagrams, eye diagrams, spectrum diagrams, etc., to analyze the characteristics of the modulation signal. The modulation error of the signal can be obtained by demodulation, which helps to judge the cause of the signal error
4051-S13	Pulse Signal Analyzer	Automatic measurement on time, level and modulation parameters of pulse waveform and statistical analysis of pulse sequence
4051-H97	Mounting suit	handles and accessories for 4051 mounting on standard racks
4051-H98	English options	English panels,user manual,operation interface, and operation system. Power supply: AC 100/115V: 50/60/400Hz; AC 220/240V: 50/60Hz
4051-H99	Aluminum transportation case	High-strength lightweight aluminum transportation case, with handle and roller, convenient for transportation

4051A/B/C/D/E/F/G/H/L Signal/Spectrum Analyzer

3Hz~4GHz/9GHz/13.2GHz/18GHz/26.5GHz/40GHz/45GHz/50GHz/67GHz

● Power sensor options

Model	Frequency range
87230 USB CW power sensor	9kHz ~ 6GHz
87231 USB CW power sensor	10MHz ~ 18GHz
87232 USB CW power sensor	50MHz ~ 26.5GHz
87233 USB CW power sensor	50MHz ~ 40GHz

● Millimeter wave extender options (4051-H40 required)

Model	Frequency range
82407 spectrum analyzer extender	50GHz ~ 75GHz
82407A spectrum analyzer extender	75GHz ~ 110GHz
82407B spectrum analyzer extender	110GHz ~ 170GHz
82407C spectrum analyzer extender	170GHz ~ 220GHz
82407D spectrum analyzer extender	220GHz ~ 325GHz
82407R spectrum analyzer extender	325GHz ~ 500GHz